



# Stoddard County Public Health Center

2012 Community Health Survey

July 2012

## **Overview and Methodology:**

Health Care providers must rely upon community involvement and experience based concepts to assure that their future plans for the provision of healthcare will produce enduring, positive results, and meet the requirements of the population. The Stoddard County Public Health Center is working in collaboration with partnering county agencies to involve as many residents as possible in the local health care planning process. By this empowerment process residents will take ownership for the problems facing the county and participate in designing a delivery system to solve these problems.

The information in the following pages are the results from the county community health survey performed by the Stoddard County Public Health Center in collaboration with partnering agencies. The information will be used to guide discussion to assess access to care, and make recommendations to redesign systems, reconstruct community services, in ways that will maximize the health and productivity of the population.

## **Respondent Characteristics:**

There were about 300 complete surveys, although not all respondents completed all questions. The respondents generally reflected the age, income, and racial composition of Stoddard County. Surveys were collected from all townships of Stoddard County including a small number collected from the Stoddard County Public Health Center's website. A majority of the respondents were clients entering the Stoddard County Public Health Center. About 95% of the survey respondents identified themselves as female, and about 6% identified themselves as male; the population of Stoddard County, by contrast, is 52% female and 48% male. Survey respondents identified themselves as 1.3% Asian, 0.7% Black/African American, 94.6% Caucasian/White, 2% Hispanic/Latino, 1% Native American; the Counties diversity matches the respondents with 1% Asian, 0.9% Black/African American, 96.5% Caucasian/White, 1.2% Hispanic/Latino, 0.4% Native American. The county yearly household income and highest level of education received are similar to the respondents reporting as well.

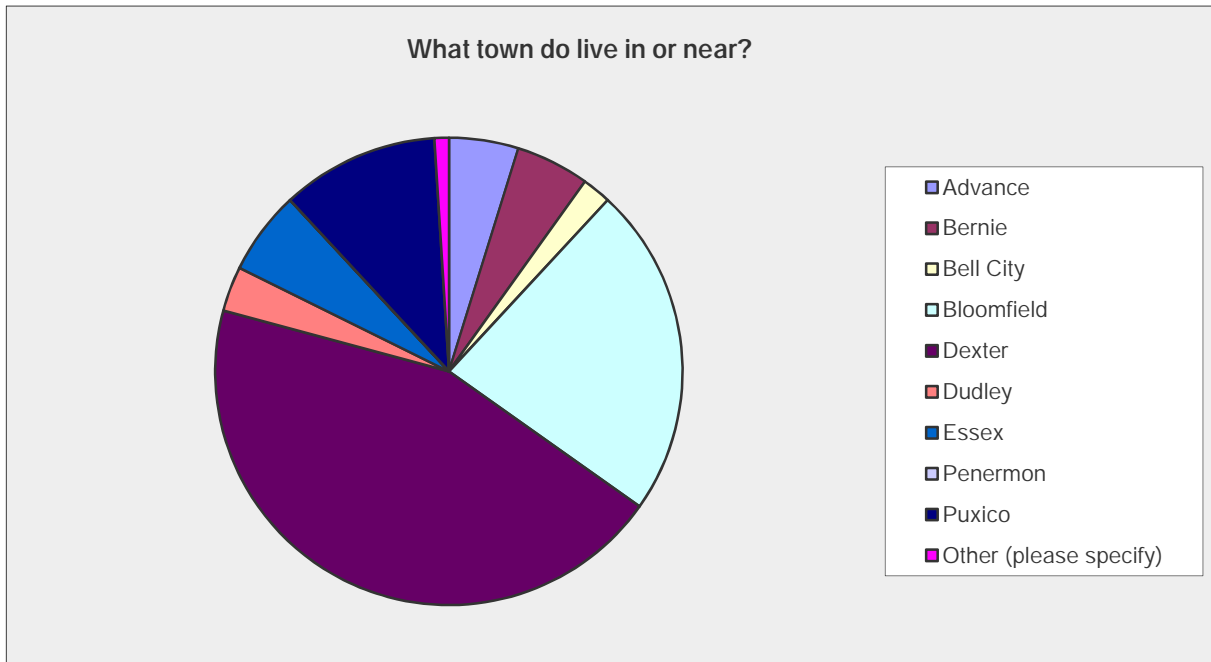
# Stoddard County Public Health Department Community Needs Survey 2012

## What town do live in or near?

Answer Options	Response Percent	Response Count
Advance	4.8%	14
Bernie	5.1%	15
Bell City	2.0%	6
Bloomfield	22.9%	67
Dexter	44.4%	130
Dudley	3.1%	9
Essex	5.8%	17
Penermon	0.0%	0
Puxico	10.9%	32
Other (please specify)	1.0%	3
<b>answered question</b>		<b>293</b>

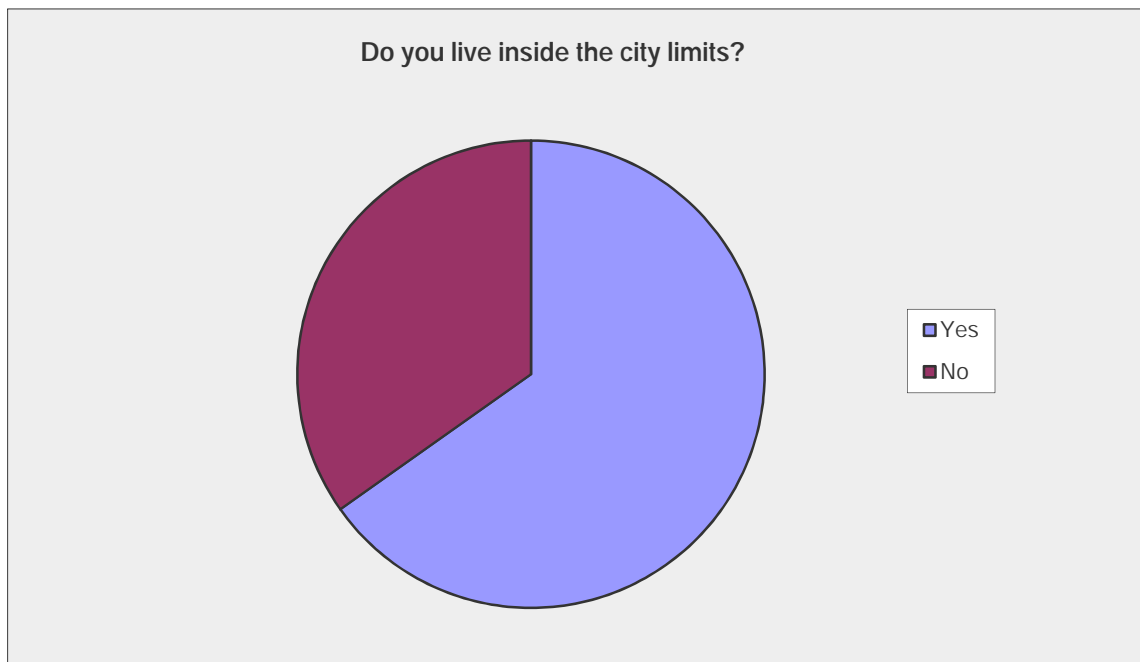
## Other

- |   |                |
|---|----------------|
| 1 | Zalma          |
| 1 | Malden         |
| 1 | Cape Girardeau |



# Stoddard County Public Health Department Community Needs Survey 2012

Do you live inside the city limits?		
Answer Options	Response Percent	Response Count
Yes	65.2%	191
No	34.8%	102
<i>answered question</i>		<b>293</b>

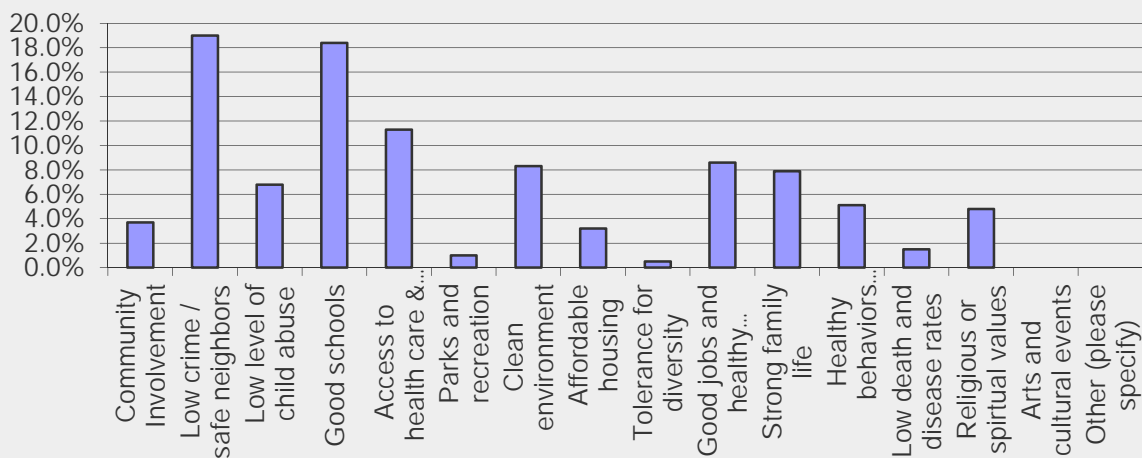


## Stoddard County Public Health Department Community Needs Survey 2012

In the following list, what do you think are the three most important factors that define a "Healthy Community" (those factors that most affect the quality of life in a community)?

Answer Options	Response Percent	Response Count
Community Involvement	3.7%	33
Low crime / safe neighbors	19.0%	168
Low level of child abuse	6.8%	60
Good schools	18.4%	163
Access to health care & other services	11.3%	100
Parks and recreation	1.0%	9
Clean environment	8.3%	73
Affordable housing	3.2%	28
Tolerance for diversity	0.5%	4
Good jobs and healthy economy	8.6%	76
Strong family life	7.9%	70
Healthy behaviors and lifestyles	5.1%	45
Low death and disease rates	1.5%	13
Religious or spirtual values	4.8%	42
Arts and cultural events	0.0%	0
Other (please specify)	0.0%	0
<i>answered question</i>		<b>884</b>

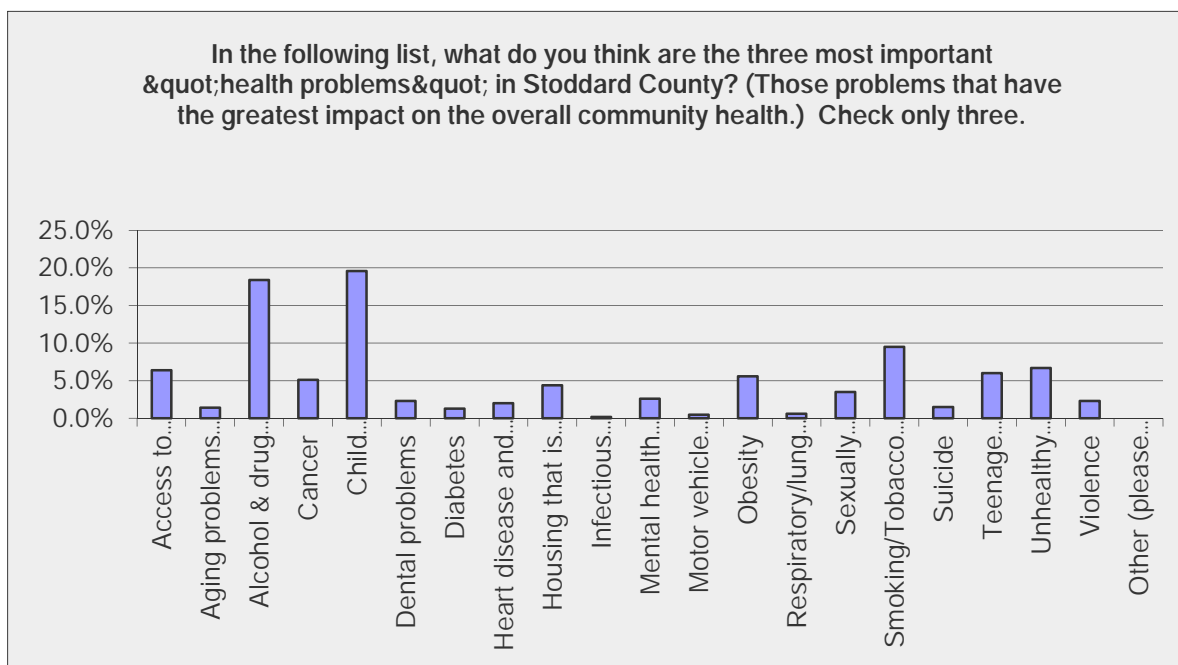
In the following list, what do you think are the three most important factors that define a "Healthy Community" (those factors that most affect the quality of life in a community)? Check only three:



## Stoddard County Public Health Department Community Needs Survey 2012

In the following list, what do you think are the three most important "health problems" in Stoddard County? (Those problems that have the greatest impact on the overall

Answer Options	Response Percent	Response Count
Access to healthcare	6.4%	62
Aging problems (e.g., arthritis, hearing/vision loss, etc.)	1.4%	14
Alcohol & drug abuse	18.4%	178
Cancer	5.1%	49
Child abuse/neglect	19.6%	190
Dental problems	2.3%	22
Diabetes	1.3%	13
Heart disease and stroke	2.0%	19
Housing that is adequate, safe, and affordable	4.4%	43
Infectious diseases (hepatitis, TB, etc.)	0.2%	2
Mental health problems	2.6%	25
Motor vehicle crash injuries	0.5%	5
Obesity	5.6%	54
Respiratory/lung disease/COPD	0.6%	6
Sexually Transmitted Disease (HIV,STD)	3.5%	34
Smoking/Tobacco Use	9.5%	92
Suicide	1.5%	15
Teenage pregnancy	6.0%	58
Unhealthy diet/Inactivity	6.7%	65
Violence	2.3%	22
Other (please specify) ( <i>allergies</i> )	0.0%	1
<b>answered question</b>		<b>969</b>

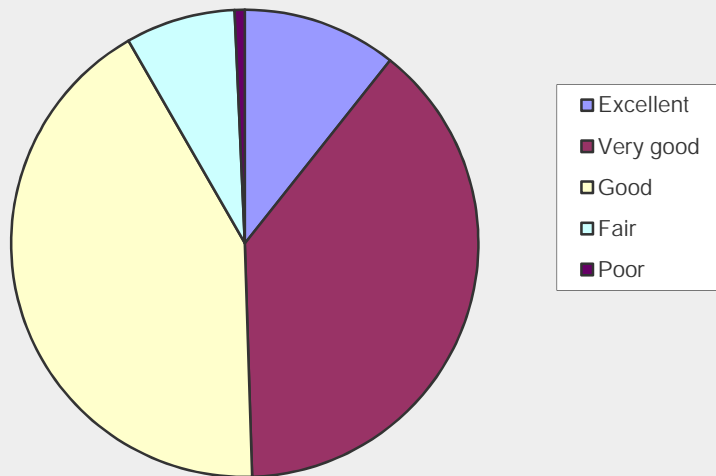


# Stoddard County Public Health Department Community Needs Survey 2012

What would you say that generally your health is?

Answer Options	Response Percent	Response Count
Excellent	10.7%	31
Very good	38.9%	113
Good	42.3%	123
Fair	7.6%	22
Poor	0.7%	2
<i>answered question</i>		<b>291</b>

What would you say that generally your health is?

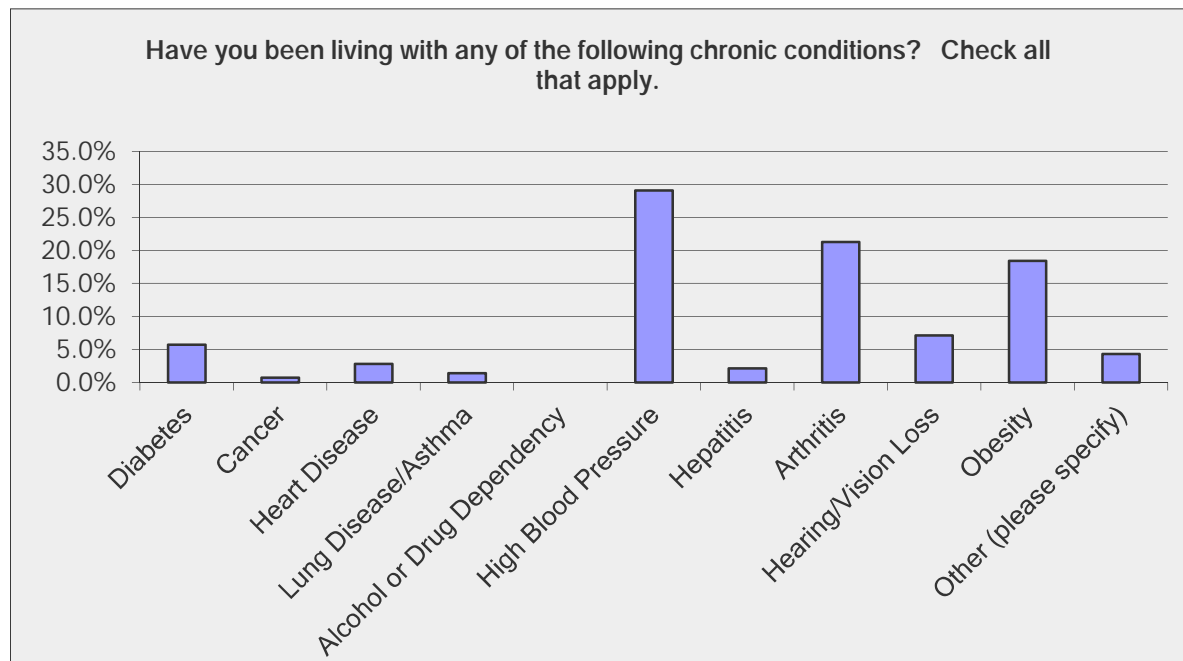


## Stoddard County Public Health Department Community Needs Survey 2012

Have you been living with any of the following chronic conditions? Check all that apply.

Answer Options	Response Percent	Response Count
Diabetes	5.7%	8
Cancer	0.7%	1
Heart Disease	2.8%	4
Lung Disease/Asthma	1.4%	12
Alcohol or Drug Dependency	0.0%	0
High Blood Pressure	29.1%	41
Hepatitis	2.1%	3
Arthritis	21.3%	30
Hearing/Vision Loss	7.1%	10
Obesity	18.4%	26
Other (please specify)	4.3%	6
<b>answered question</b>		<b>141</b>

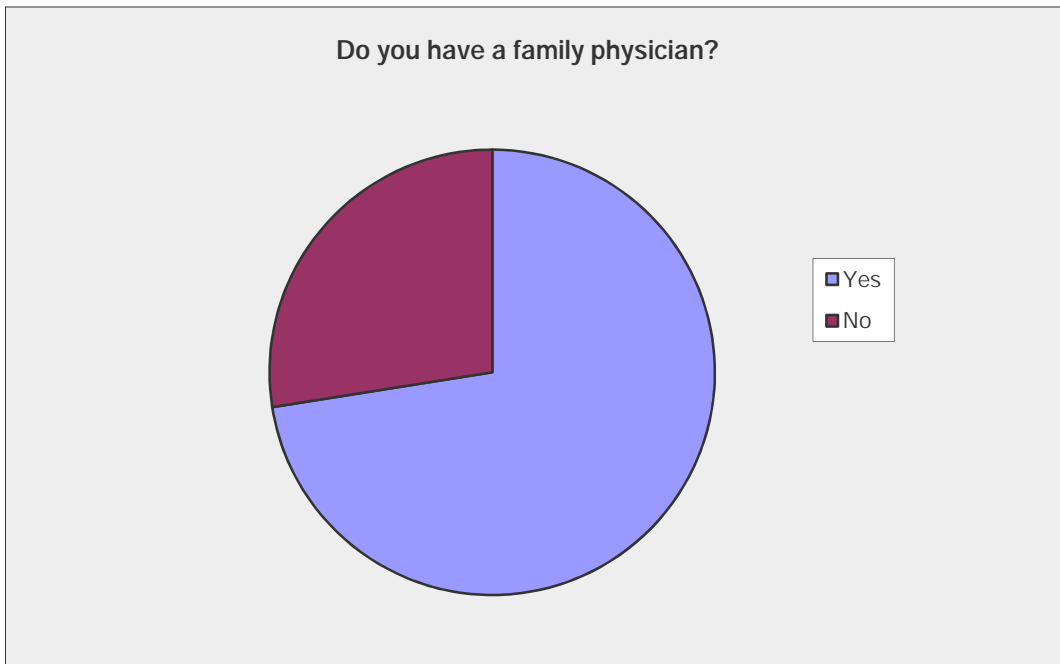
Number	Other (please specify)	Categories
1	Polymyositis	
2	Scoliosis	
1	COPD	
1	Multiple Scelorsis	
1	Low Blood Pressure	





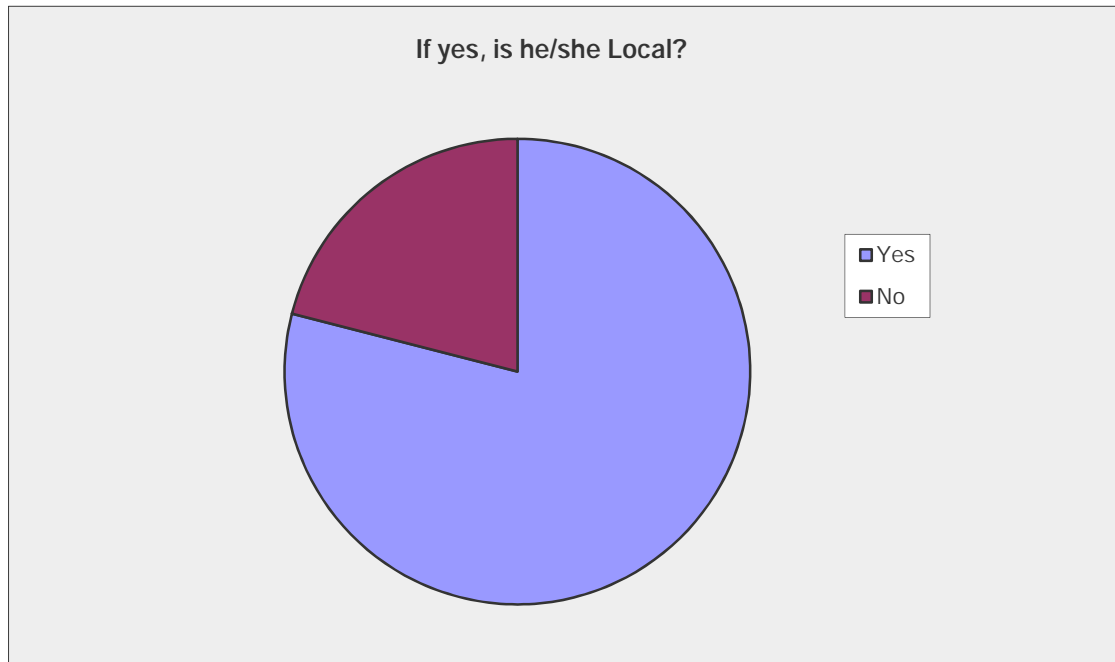
# Stoddard County Public Health Department Community Needs Survey 2012

Do you have a family physician?		
Answer Options	Response Percent	Response Count
Yes	72.5%	211
No	27.5%	80
<i>answered question</i>		<b>291</b>



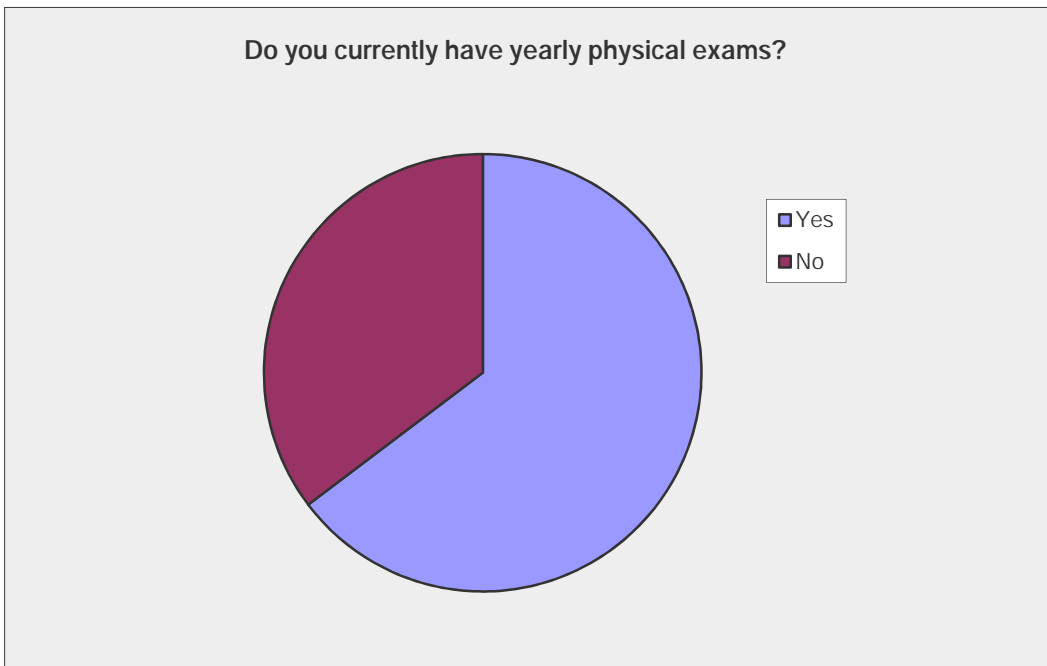
# Stoddard County Public Health Department Community Needs Survey 2012

If yes, is he/she Local?		
Answer Options	Response Percent	Response Count
Yes	79.0%	166
No	21.0%	44
<i>answered question</i>		<b>210</b>
<i>skipped question</i>		<b>81</b>



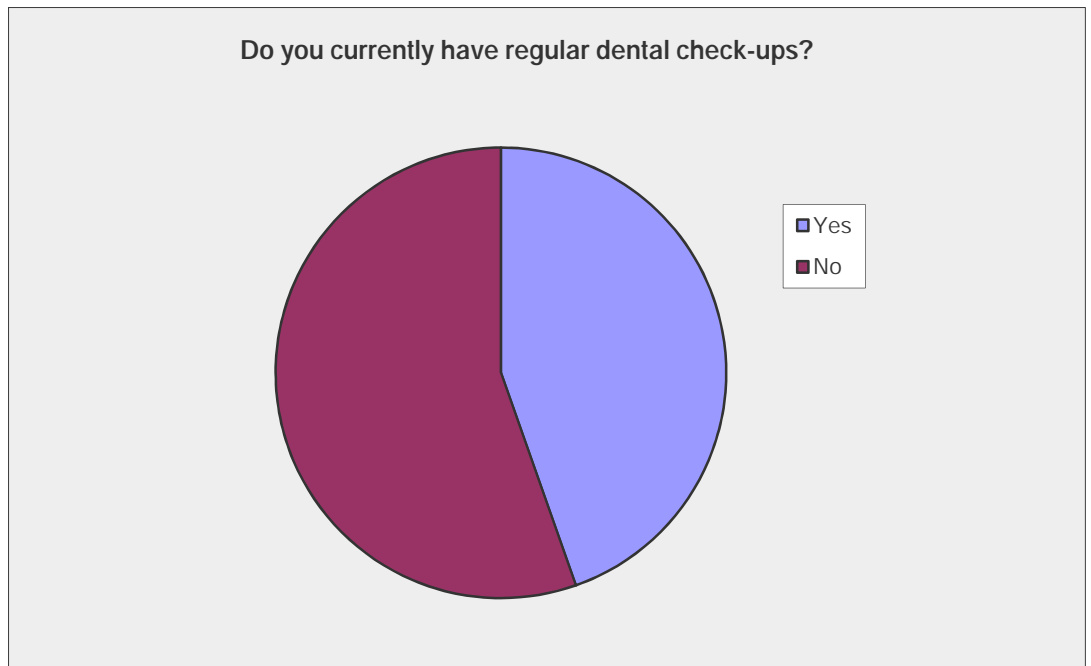
# Stoddard County Public Health Department Community Needs Survey 2012

Do you currently have yearly physical exams?		
Answer Options	Response Percent	Response Count
Yes	64.7%	187
No	35.3%	102
<i>answered question</i>		<b>289</b>



# Stoddard County Public Health Department Community Needs Survey 2012

Do you currently have regular dental check-ups?		
Answer Options	Response Percent	Response Count
Yes	44.6%	127
No	55.4%	158
<i>answered question</i>		285

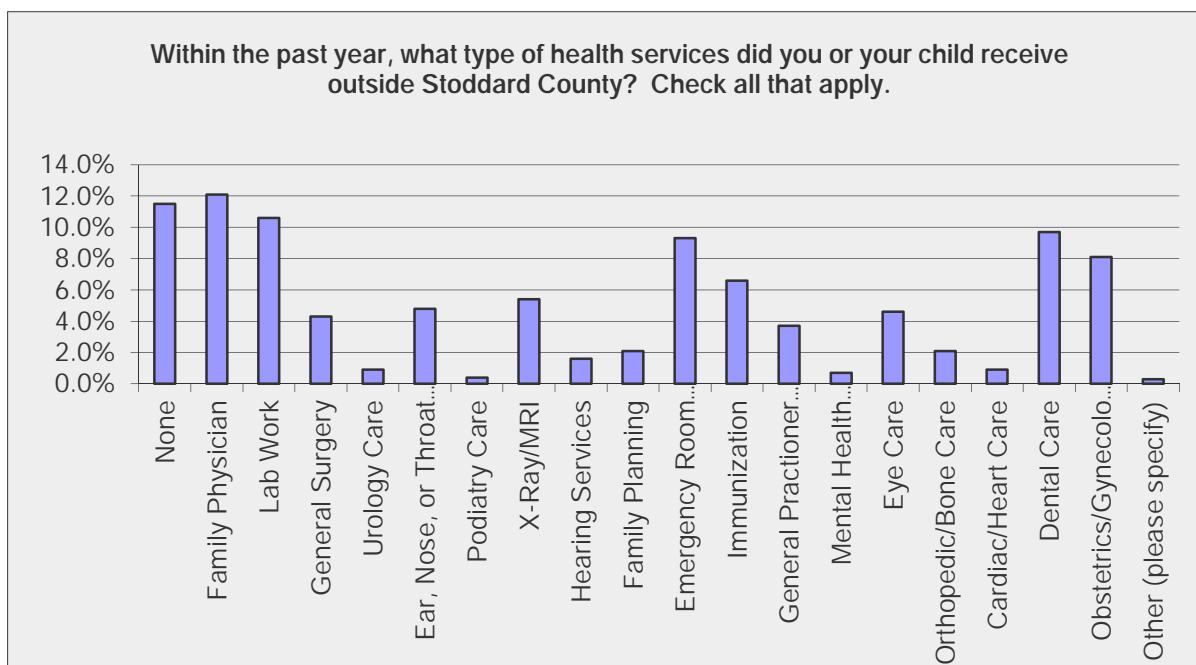


## Stoddard County Public Health Department Community Needs Survey 2012

Within the past year, what type of health services did you or your child receive outside Stoddard County? Check all that apply.

Answer Options	Response Percent	Response Count
None	11.5%	77
Family Physician	12.1%	81
Lab Work	10.6%	71
General Surgery	4.3%	29
Urology Care	0.9%	6
Ear, Nose, or Throat Care	4.8%	32
Podiatry Care	0.4%	3
X-Ray/MRI	5.4%	36
Hearing Services	1.6%	11
Family Planning	2.1%	14
Emergency Room Service	9.3%	62
Immunization	6.6%	44
General Practioner Care	3.7%	25
Mental Health Services	0.7%	5
Eye Care	4.6%	31
Orthopedic/Bone Care	2.1%	14
Cardiac/Heart Care	0.9%	6
Dental Care	9.7%	65
Obstetrics/Gynecology	8.1%	54
Other (please specify)	0.3%	2
<b>answered question</b>		<b>668</b>

Number	Other
2	Pediatrician

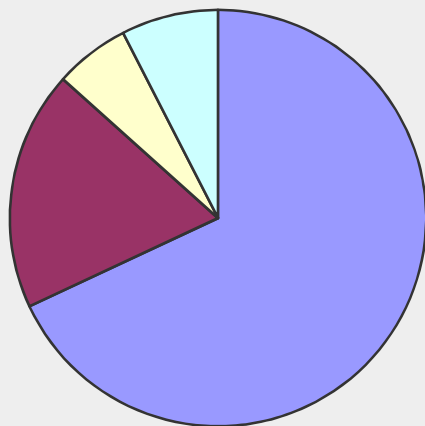


## Stoddard County Public Health Department Community Needs Survey 2012

If you received health care outside Stoddard County, please check the answer that matches best.

Answer Options	Response Percent	Response Count
My doctor of choice is in another city.	67.7%	128
No providers for services I need.	18.5%	35
My insurance only covers doctors in another area.	5.8%	11
No appropriate doctors accept Medicaid or Medicare.	7.5%	15
<b>answered question</b>		<b>189</b>

If you received health care outside Stoddard County, please check the answer that matches best.



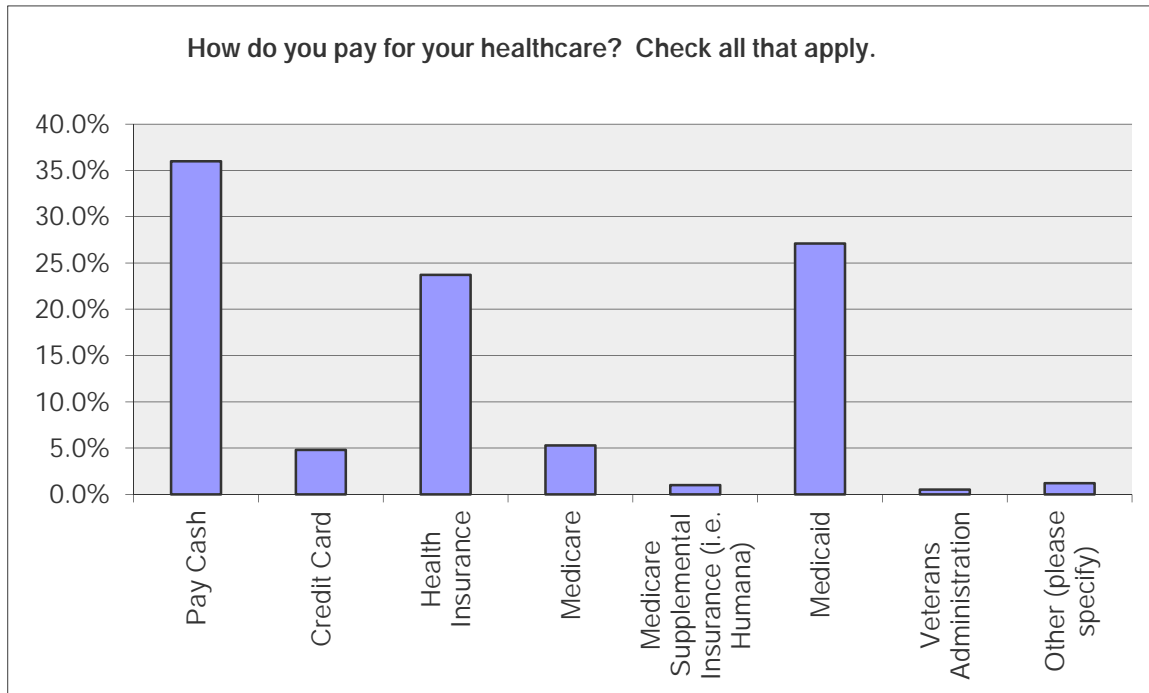
- My doctor of choice is in another city.
- No providers for services I need.
- My insurance only covers doctors in another area.
- No appropriate doctors accept Medicaid or Medicare.

## Stoddard County Public Health Department Community Needs Survey 2012

How do you pay for your healthcare? Check all that apply.

Answer Options	Response Percent	Response Count
Pay Cash	36.0%	149
Credit Card	4.8%	20
Health Insurance	23.7%	98
Medicare	5.3%	22
Medicare Supplemental Insurance (i.e. Humana)	1.0%	4
Medicaid	27.1%	112
Veterans Administration	0.5%	2
Other (please specify)	1.2%	5
<b>answered question</b>		<b>414</b>

Number	Other (please specify)	Categories
1	Parents	
1	Care Credit	
1	Military	
2	Welfare	

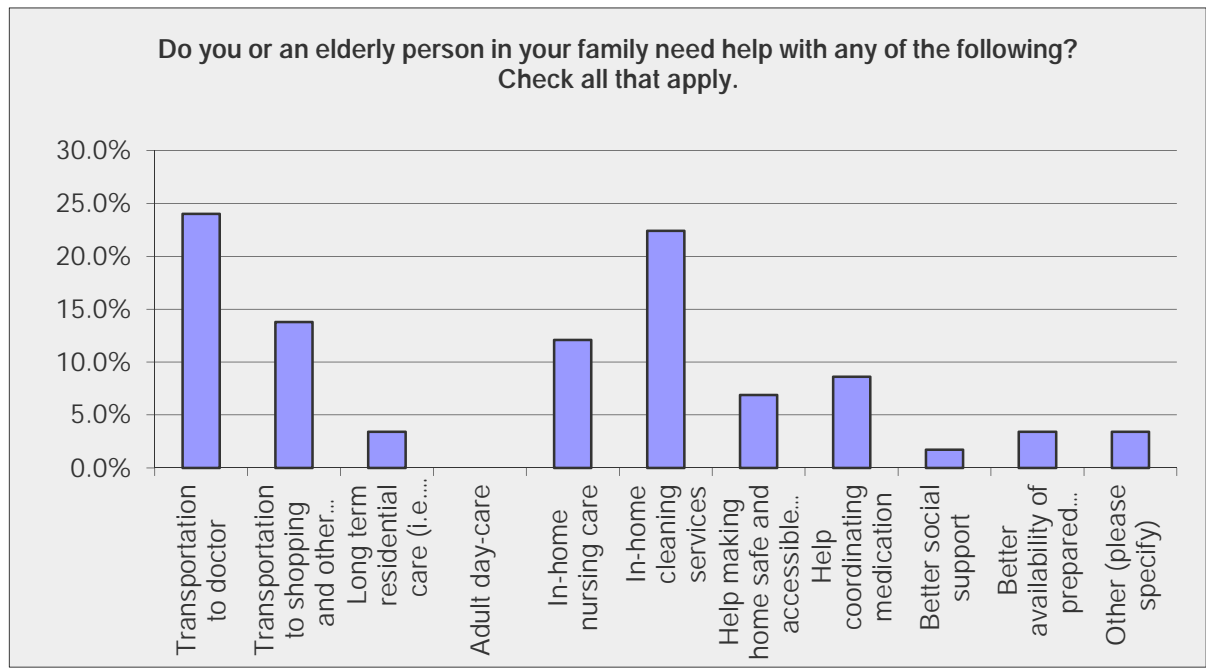


## Stoddard County Public Health Department Community Needs Survey 2012

Do you or an elderly person in your family need help with any of the following? Check all that apply.

Answer Options	Response Percent	Response Count
Transportation to doctor	24.0%	14
Transportation to shopping and other activities	13.8%	8
Long term residential care (i.e. nursing home)	3.4%	2
Adult day-care	0.0%	0
In-home nursing care	12.1%	7
In-home cleaning services	22.4%	13
Help making home safe and accessible (i.e. installing	6.9%	4
Help coordinating medication	8.6%	5
Better social support	1.7%	1
Better availability of prepared foods at senior centers or	3.4%	2
Other (please specify)	3.4%	2
<b>answered question</b>		<b>58</b>

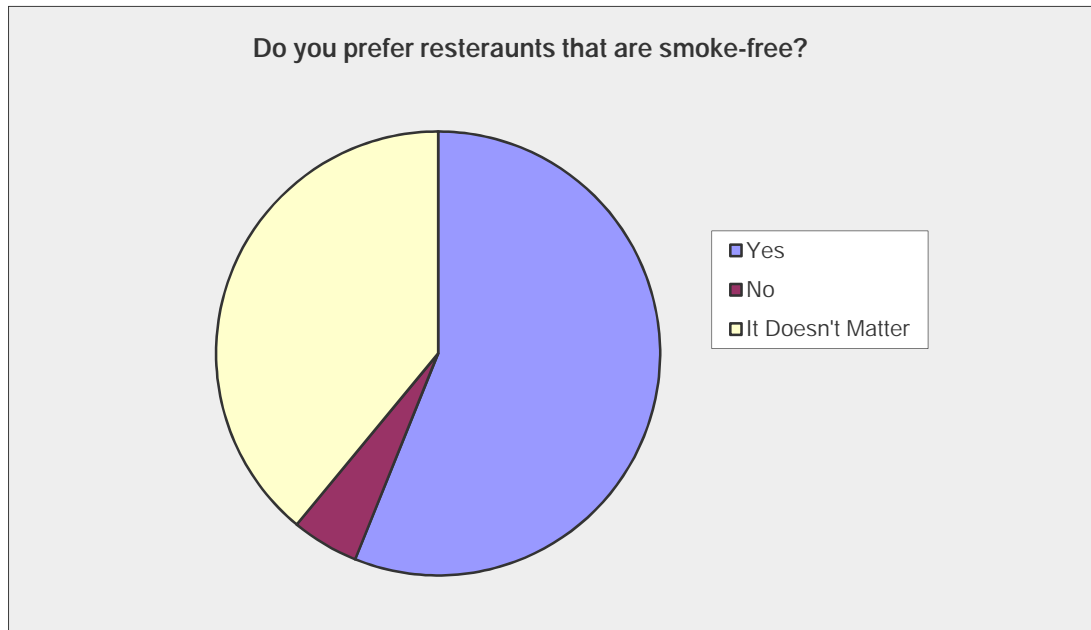
Number	Other (please specify)	Categories
1	Family Doctor & Hearing Aids	
1	Affordable Health Insurance	





# Stoddard County Public Health Department Community Needs Survey 2012

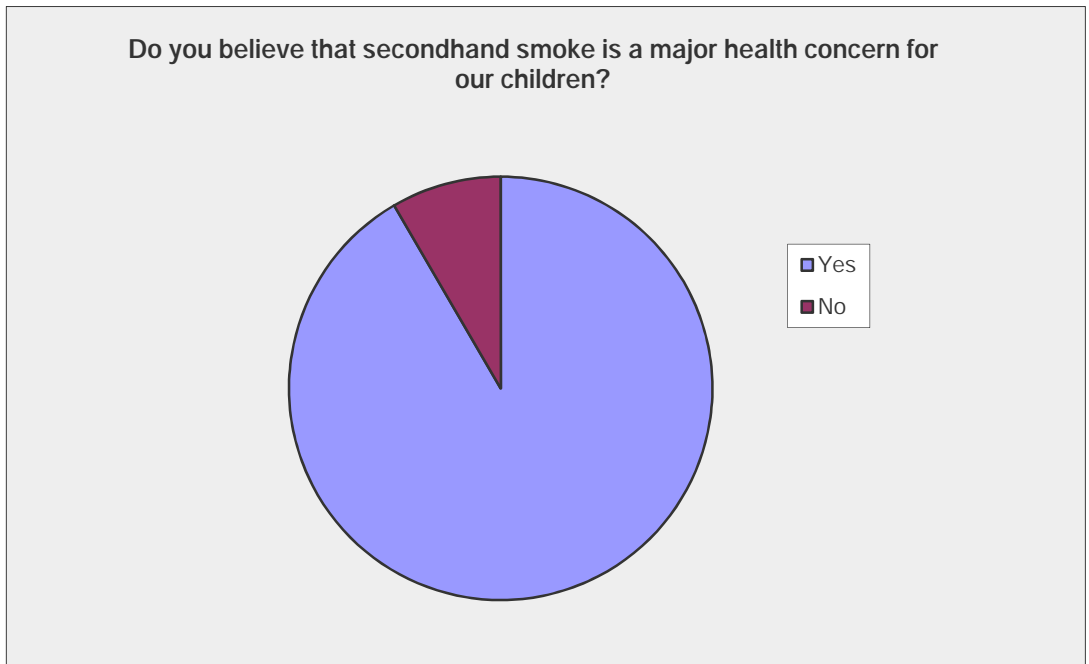
Do you prefer resteraunts that are smoke-free?		
Answer Options	Response Percent	Response Count
Yes	56.1%	161
No	4.9%	14
It Doesn't Matter	39.0%	112
<i>answered question</i>		<b>287</b>



# Stoddard County Public Health Department Community Needs Survey 2012

Do you believe that secondhand smoke is a major health concern for our children?

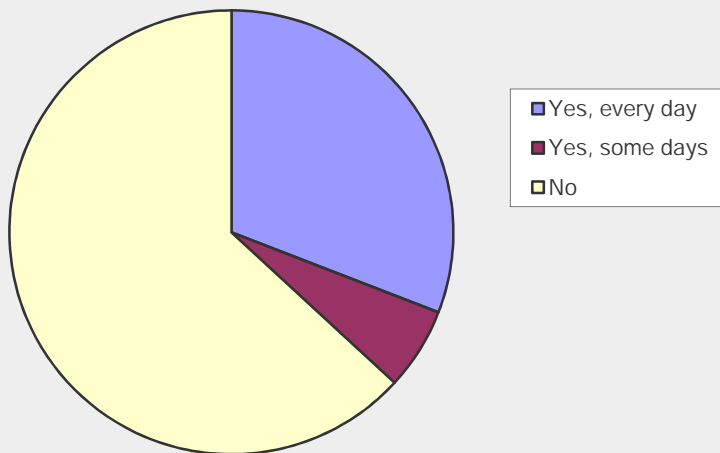
Answer Options	Response Percent	Response Count
Yes	91.6%	263
No	8.4%	24
<i>answered question</i>		<b>287</b>



## Stoddard County Public Health Department Community Needs Survey 2012

Do you smoke, dip, or chew tobacco?		
Answer Options	Response Percent	Response Count
Yes, every day	30.9%	88
Yes, some days	6.0%	17
No	63.2%	180
<i>answered question</i>		<b>285</b>

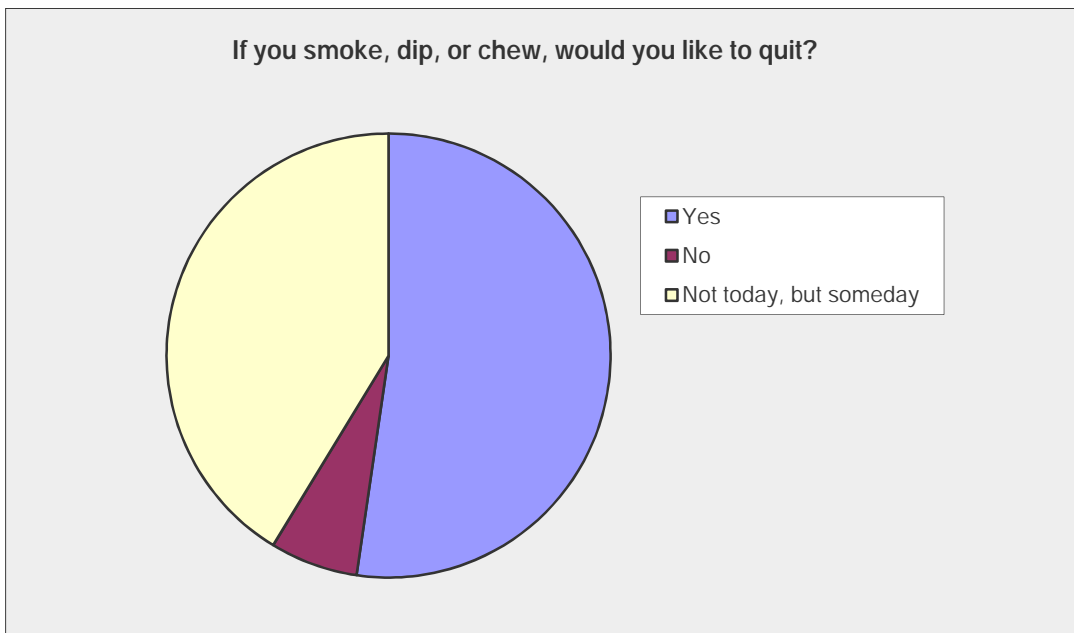
Do you smoke, dip, or chew tobacco?



# Stoddard County Public Health Department Community Needs Survey 2012

If you smoke, dip, or chew, would you like to quit?

Answer Options	Response Percent	Response Count
Yes	52.3%	57
No	6.4%	7
Not today, but someday	41.3%	45
<i>answered question</i>		<b>109</b>

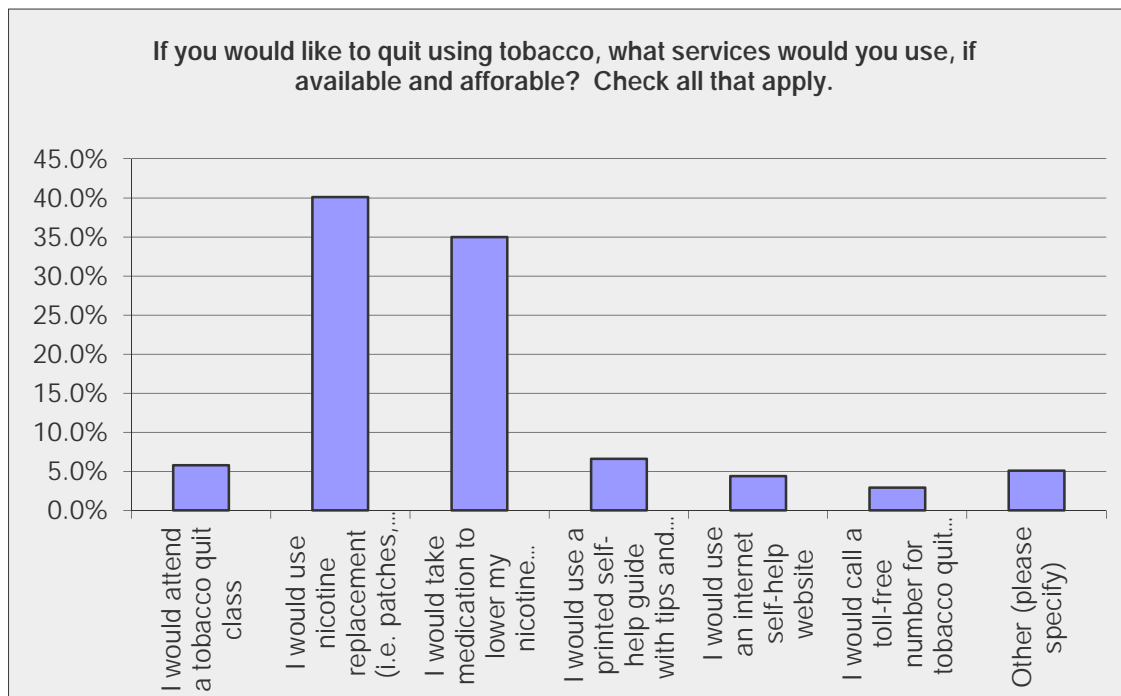


## Stoddard County Public Health Department Community Needs Survey 2012

If you would like to quit using tobacco, what services would you use, if available and affordable? Check all that apply.

Answer Options	Response Percent	Response Count
I would attend a tobacco quit class	5.8%	8
I would use nicotine replacement (i.e. patches, gum)	40.1%	55
I would take medication to lower my nicotine craving	35.0%	48
I would use a printed self-help guide with tips and advice	6.6%	9
I would use an internet self-help website	4.4%	6
I would call a toll-free number for tobacco quit questions	2.9%	4
Other (please specify)	5.1%	7
<b>answered question</b>		<b>137</b>

Number	Other (please specify)	Categories
1	Eat a lot	
5	Just stop smoking	
1	Family Support	

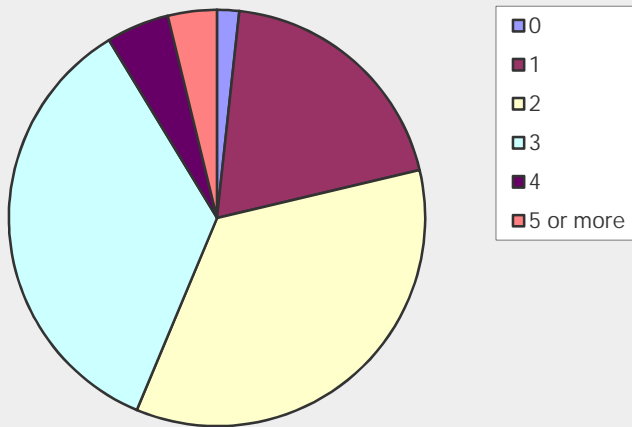


# Stoddard County Public Health Department Community Needs Survey 2012

On average, how many fruits and vegetables do you eat every day?

Answer Options	Response Percent	Response Count
0	1.7%	5
1	19.6%	56
2	35.0%	100
3	35.0%	100
4	4.9%	14
5 or more	3.8%	11
<i>answered question</i>		<b>286</b>

On average, how many fruits and vegetables do you eat every day?

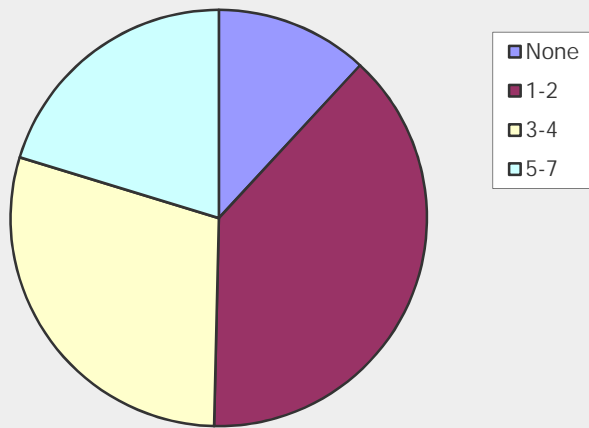


# Stoddard County Public Health Department Community Needs Survey 2012

Last week, how many days did you exercise or do physical activity for more than 30 minutes?

Answer Options	Response Percent	Response Count
None	11.9%	34
1-2	38.5%	110
3-4	29.4%	84
5-7	20.3%	58
<i>answered question</i>		<b>286</b>

Last week, how many days did you exercise or do physical activity for more than 30 minutes?

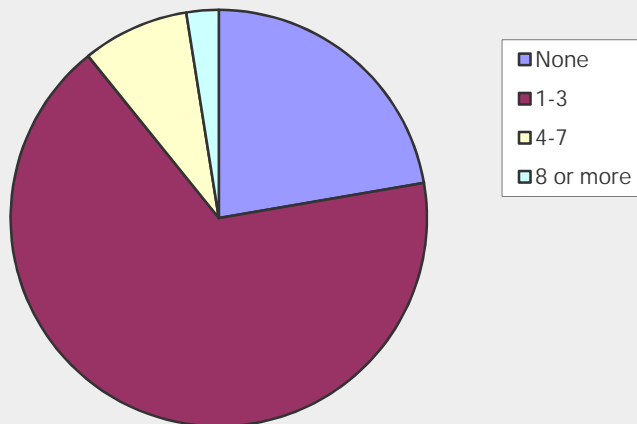


# Stoddard County Public Health Department Community Needs Survey 2012

Last week, how many meals did you eat out at a fast food restaurant?

Answer Options	Response Percent	Response Count
None	22.3%	62
1-3	66.9%	186
4-7	8.3%	23
8 or more	2.5%	7
<i>answered question</i>		<b>278</b>

Last week, how many meals did you eat out at a fast food restaurant?

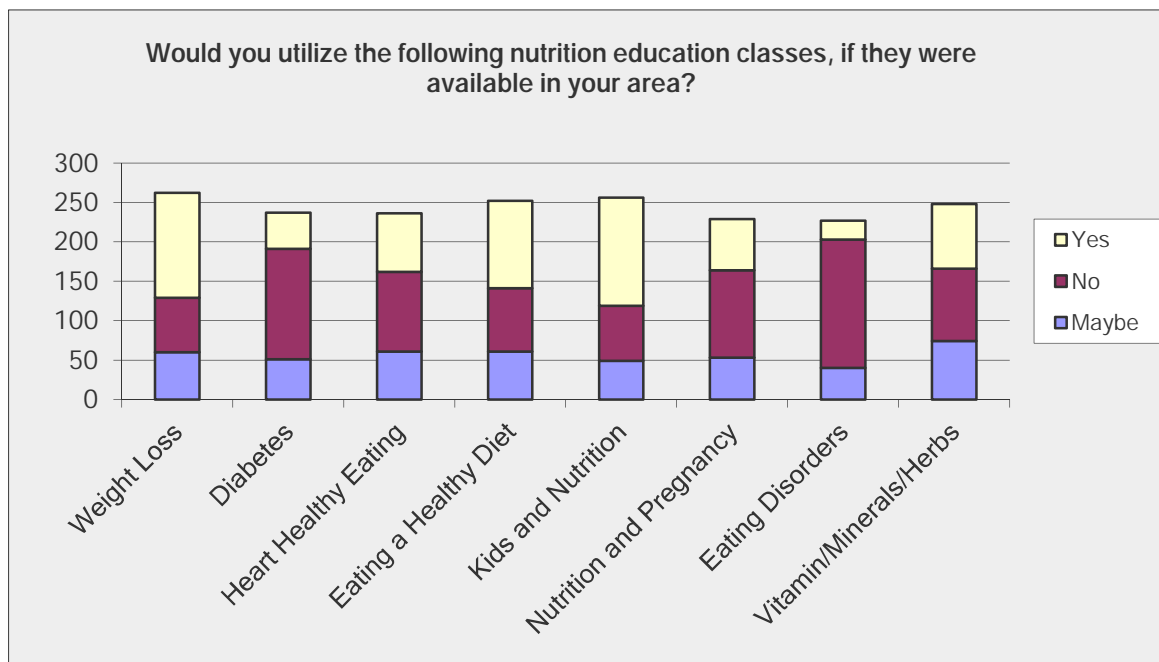




## Stoddard County Public Health Department Community Needs Survey 2012

Would you utilize the following nutrition education classes, if they were available in your area?

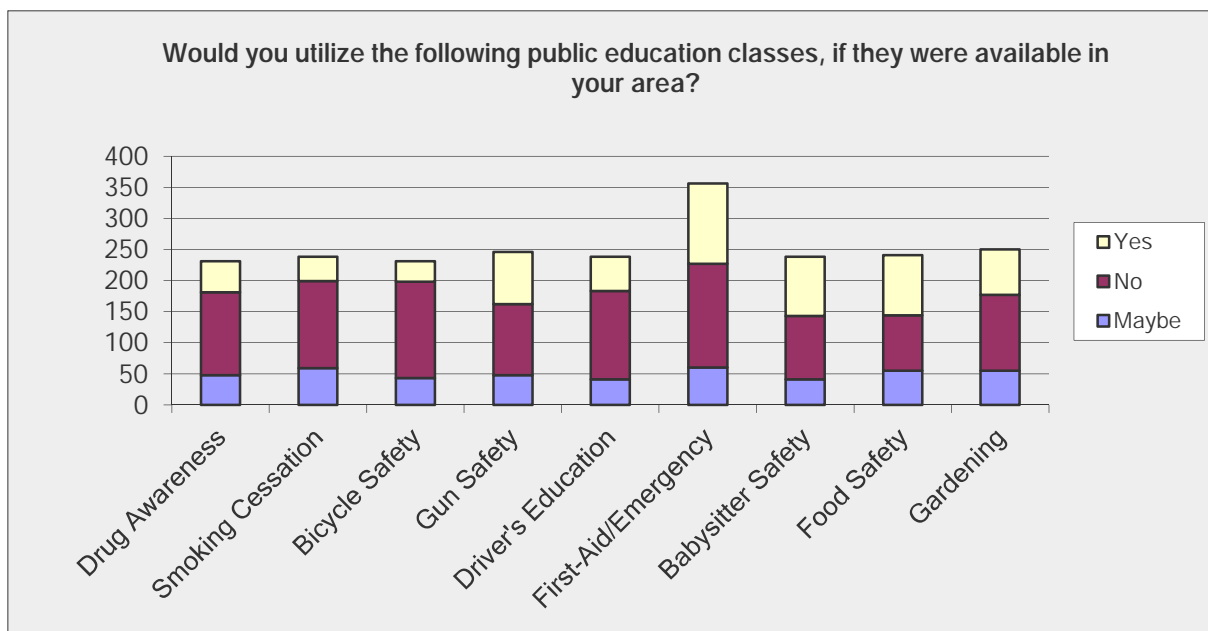
Answer Options	Yes	No	Maybe	Response Count
Weight Loss	133	69	60	262
Diabetes	46	140	51	237
Heart Healthy Eating	74	101	61	236
Eating a Healthy Diet	111	80	61	252
Kids and Nutrition	137	70	49	256
Nutrition and Pregnancy	65	111	53	229
Eating Disorders	24	163	40	227
Vitamin/Minerals/Herbs	82	92	74	248
	<b>Response Count</b>			<b>1947</b>



## Stoddard County Public Health Department Community Needs Survey 2012

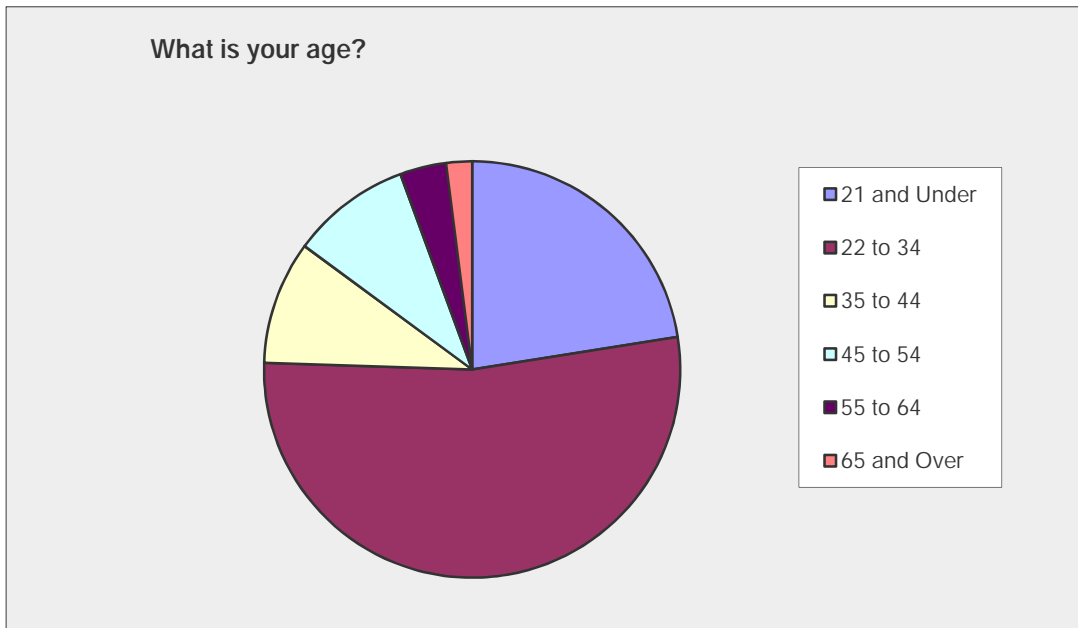
Would you utilize the following public education classes, if they were available in your area?

Answer Options	Yes	No	Maybe	Response Count
Drug Awareness	50	133	48	231
Smoking Cessation	39	140	59	238
Bicycle Safety	33	155	43	231
Gun Safety	84	114	48	246
Driver's Education	55	142	41	238
First-Aid/Emergency	129	167	60	356
Babysitter Safety	95	102	41	238
Food Safety	97	89	55	241
Gardening	73	122	55	250
<b>Response Count</b>				<b>2169</b>



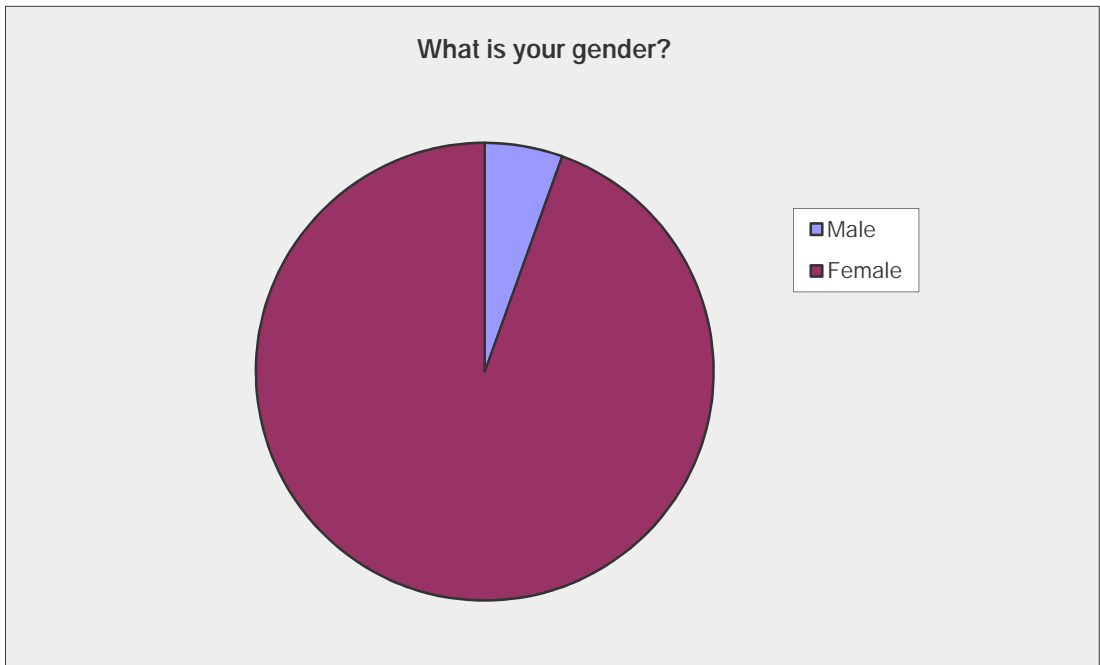
# Stoddard County Public Health Department Community Needs Survey 2012

What is your age?		
Answer Options	Response Percent	Response Count
21 and Under	22.5%	68
22 to 34	53.0%	160
35 to 44	9.6%	29
45 to 54	9.3%	28
55 to 64	3.6%	11
65 and Over	2.0%	6
<i>answered question</i>		<b>302</b>



# Stoddard County Public Health Department Community Needs Survey 2012

What is your gender?		
Answer Options	Response Percent	Response Count
Male	5.5%	16
Female	94.5%	277
<i>answered question</i>		<b>293</b>

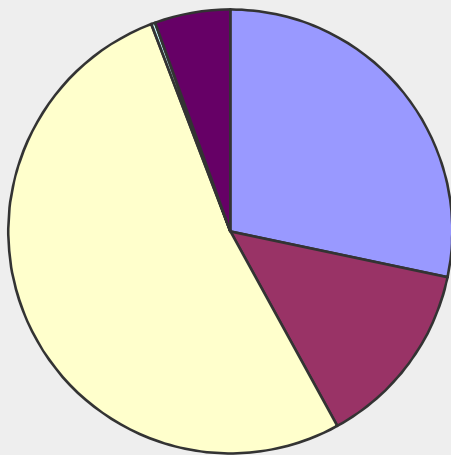


# Stoddard County Public Health Department Community Needs Survey 2012

What is your relationship status? Check one.

Answer Options	Response Percent	Response Count
Single	28.3%	83
Divorced	13.7%	40
Married	52.2%	153
Widowed	0.3%	1
Living with domestic partner	5.5%	16
<b>answered question</b>		<b>293</b>

What is your relationship status? Check one.



- Single
- Divorced
- Married
- Widowed
- Living with domestic partner

# Stoddard County Public Health Department Community Needs Survey 2012

What is your racial/ethnic identification? Check all that apply.

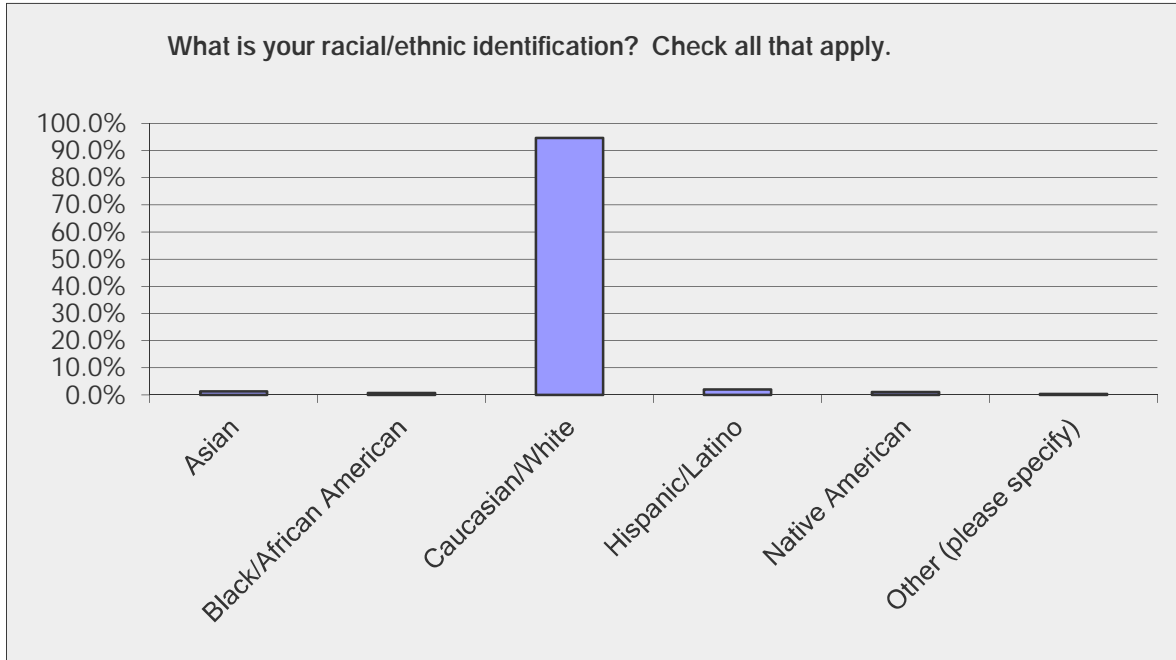
Answer Options	Response Percent	Response Count
Asian	1.3%	4
Black/African American	0.7%	2
Caucasian/White	94.6%	283
Hispanic/Latino	2.0%	6
Native American	1.0%	3
Other (please specify)	0.3%	1
<b>answered question</b>		<b>299</b>

Number

1

Other

Italian

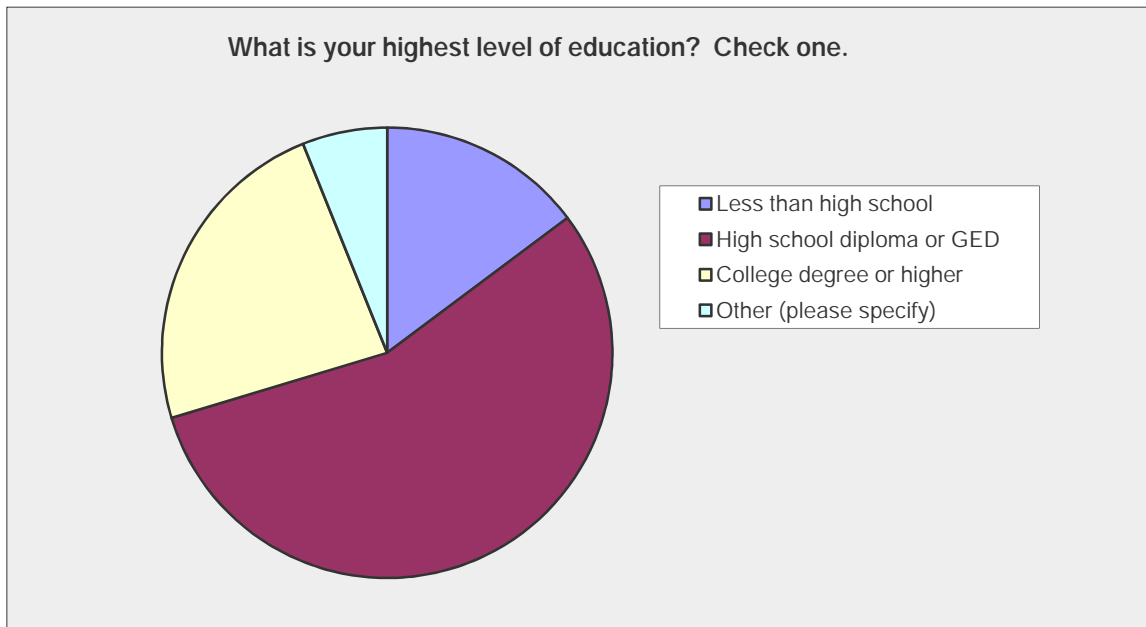


## Stoddard County Public Health Department Community Needs Survey 2012

What is your highest level of education? Check one.

Answer Options	Response Percent	Response Count
Less than high school	14.8%	44
High school diploma or GED	55.6%	165
College degree or higher	23.6%	70
Other (please specify)	6.1%	18
<b>answered question</b>		<b>297</b>

Number	Other (please specify)	Categories
1	Vo Tech	
17	Some college	



# Stoddard County Public Health Department Community Needs Survey 2012

What is your yearly household income? Check one.

Answer Options	Response Percent	Response Count
Under \$10,000	29.8%	84
\$10,001 - \$25,000	31.2%	88
\$25,001 - \$50,000	29.4%	83
\$50,000 - \$75,000	5.7%	16
Over \$75,000	3.9%	11
<i>answered question</i>		<b>282</b>

What is your yearly household income? Check one.

